



ENERGY AUTOMATION PRODUCTS






Transformer Differential Protection **SIPROTEC 7UT85**

[siemens.com/siprotec](https://www.siemens.com/siprotec)

The SIPROTEC 7UT85 is a modular protection unit, designed for the protection of two-winding and autotransformer. It provides primary transformer protection along with multiple additional functions for protection and monitoring. These functions can serve as backup for protecting connected objects like short cables and shunt reactors. The device's modularity, paired with the DIGSI 5 engineering tool, ensures flexible and advanced solutions for control, automation, and monitoring, as well as Power Quality – Basic.



Highlights

-  Simple, fast and secure access to the device via a standard Web browser
-  Extensive cybersecurity functionality
-  Graphical logic editor to create powerful automation functions in the device
-  Applicable from average up to extra-high voltage
-  Up to 4 pluggable communication modules, usable for different and redundant protocols

Your benefits

- Safety due to powerful protection functions
- Purposeful and easy handling of devices and software thanks to a user-friendly design
- Highest availability even under extreme environmental conditions by standard coating of the modules
- Cybersecurity in accordance with NERC CIP and BDEW Whitepaper requirements
- Full compatibility between IEC 61850 Editions 1, 2.0 and 2.1

Main Function	1 differential protection function (standard or auto transformer) with additional stabilization; up to 2 restricted ground-fault protection functions Interoperability of SIPROTEC 4 and SIPROTEC 5 line protection devices when using the line differential protection function in the 7UT85, 86, 87
Usable measuring points	5 x 3-phase current measuring points, 5 x 1-phase current measuring points, 5 x 3-phase and 5 x 1-phase voltage measuring points; expandable to 3 sides
Inputs and outputs	2 predefined standard variants with 8 current transformers, 7 to 19 binary inputs, 7 to 23 binary outputs
Hardware flexibility	Flexibly adjustable and expandable I/O quantity structure within the scope of the SIPROTEC 5 modular system
Housing width	1/3 x 19 inch to 2/1 x 19 inch

Applications

- Protection of special transformers (phase shifters, FACTS and converter transformers, electric arc furnace transformers, HVDC transformers)
- As backup protection for motor and generator differential protection applications
- For the protection of short cables and lines
- Voltage control for two-winding and three-winding transformers with parallel control
- As additional line protection function such as distance and line differential protection

Functions

- Transformer differential protection for two-winding transformers with versatile, additional protection functions; expandable to 3 windings
- Transformer differential protection for phase-angle regulating transformers of the single core type and special transformers
- Universal usability of the permissible measuring points
- Protection of standard power transformers, auto transformers, short lines, cables, shunt reactors and motors
- Typical properties of a transformer differential protection such as flexible adaptation to the transformer vector group, control of inrush and overexcitation processes, safe behavior in case of current transformer saturation with different degrees of saturation
- Adaptive adaptation of the operate curve to the transformer tap position
- Increased sensitivity with near-neutral-point ground faults through a separate restricted ground-fault protection
- Additional current and voltage inputs can be supplements for standard protection functions, such as overcurrent, voltage frequency, etc.
- Arc protection
- Voltage controller function ANSI 90V for two-winding transformers, three-winding transformers and grid coupling transformers with parallel control (master/follower, circulating reactive current minimization)

- Dynamic Voltage Control (DVC) to adapt the voltage target value via a power direction dependent characteristic curve with strong infeed of regenerative energies
- Virtual network sharing (IEEE 802.1Q - VLAN)
- Reliable data transmission via PRP and HSR redundancy protocols
- Secure serial protection data communication, also over great distances and all available physical media (optical fiber, two wire connections and communication networks)
- PQ-Basic: voltage unbalance; voltage changes: over-voltage, dip, interruption; TDD, THD and Harmonics
- Capturing operational measured variables and protection function measured values for the evaluation of the systems, to support commissioning, and to analyze faults
- Frequency tracked protection functions over a wide frequency range (10 Hz to 90 Hz) and the option to assign the protection functions in a single device to different frequency tracking groups
- Phasor measurement unit (PMU) for synchrophasor measured values and IEEE C37.118 protocol

[➤ PRO Tips - SIPROTEC 5](#)

[➤ SIPROTEC 5 Configurator](#)

[➤ Catalog SIPROTEC 5](#)

[➤ Online shop - Industry Mall](#)

Siemens AG
Smart Infrastructure
Electrification & Automation
Mozartstrasse 31c,
91052 Erlangen, Germany

Siemens Industry Inc.
3617 Parkway Lane
Peachtree Corners, GA 30092
United States

© Siemens 2024

Subject to changes and errors. The information given in this document only contains general descriptions and/or performance features which may not always specifically reflect those described, or which may undergo modification in the course of further development of the products. The requested performance features are binding only when they are expressly agreed upon in the concluded contract.